

# Art is Everywhere



a kit to EXPLORE, COLLECT  
and SHARE your world ♡

Hi, I'm Lauren! I made this  
in collaboration with

MAKE  
ART KIT

JUDITH &  
NORMAN  
ALIX

ART  
GALLERY



I'm an  
artist,  
mom,  
barista and  
book lover  
based in  
Sarnia  
ON. ♡

Proceed with

Curiosity...



Key for you



Well hello and welcome! So glad you're here!



What's your name?

what a nice name!

This **MAKE ART KIT** is just for YOU and was created to help you see your ordinary world in Extraordinary ways.

So whether you're wandering your neighborhood park...



...standing in a loooong line...


or relaxing with a tea and a book...

You will see

ART IS EVERYWHERE!



Let's start by examining the materials in this kit! They were picked to help you **EXPLORE, COLLECT** and **SHARE** your artistic discoveries!!!



### IN THIS KIT

- Watercolour Pencils
- Water Brush
- Viewfinder
- Watercolour Paper
- Mixed Media Paper
- Acetate Paper
- Graphite
- Paperclip
- Elastic Bands
- Post Card
- This Booklet!





### OTHER MATERIALS YOU MAY WANT:



- Notebook
- Pencil or Pen
- Camera/Phone
- Magnifying Glass
- Binoculars
- Containers or Jars
- Tape or Glue
- Papertowel

In your kit you will find some  
**WATERCOLOUR PENCILS**  
and a **WATER BRUSH**  
You can use them in a myriad of  
ways, here are some ideas!


First, unscrew the  
barrel of the water  
brush by twisting it.



use wet water  
brush on  
dry pencil  
lines



use  
as a  
pencil  
crayon



wet pencil  
tip for dark  
contrast

use the paper  
in this kit  
to experiment!

Note your kit includes both:

- Watercolour Paper
- Mixed Media Paper


Watercolour paper has a **ROUGH** surface, while Mixed Media Paper is **smooth**



To mix colours, try applying one colour, layering colour on  then  another top. Now, use your water brush to activate the paint!

Let's find some art by exploring exactly where you are.

Use the viewfinder from this kit to examine your space through a new lens.



Close your eyes and listen. What sounds do you hear?

Look around + notice 3 things you didn't see when you first sat down. Take time to really study them. Consider drawing a sketch, or taking a photo.

Find an inanimate object that resembles a face. What emotion is the face conveying?



Space for your observations ↓

A large, empty rectangular box with a hand-drawn blue border, intended for writing observations.

Where else can you explore the everyday art that surrounds you? Write down some ideas here:

Four horizontal, wavy blue lines provided as a guide for writing down ideas.

Our explorations may lead to objects, places, themes or ideas we want to examine further. This could inspire a...

# COLLECTION

What do you want to collect?



List or draw some collection ideas that excite you:

A large, empty rectangular box with a hand-drawn border, intended for listing or drawing collection ideas that excite the user.

# Collecting TEXTURES

Make a rubbing on this page to collect a texture that intrigues you! First, slide your object of choice under this sheet and

rub some plain paper and go find more textures!

But don't stop here - VOIÀ!

From this kit to rub on this side of the sheet and



rub some plain paper and go find more textures!

# Have you ever thought of creating a... **Sound Collection?** Let's try!

**+**

**START** HERE

--- Pick a location for your sound expedition! Travel there physically, or in your imagination.



Settle into a comfortable spot, relax your mind and body: **LISTEN**

write down everything you hear.



IF it's safe to do so, repeat with your eyes closed. Do you notice anything different this way?



**SOUND LOG**


\_\_\_\_\_

\_\_\_\_\_

\_\_\_\_\_

Join me on an adventure in the woods and we can collect sounds together!

birds calling to one another



trees creaking



skates scraping



crunching footsteps

sled dragging



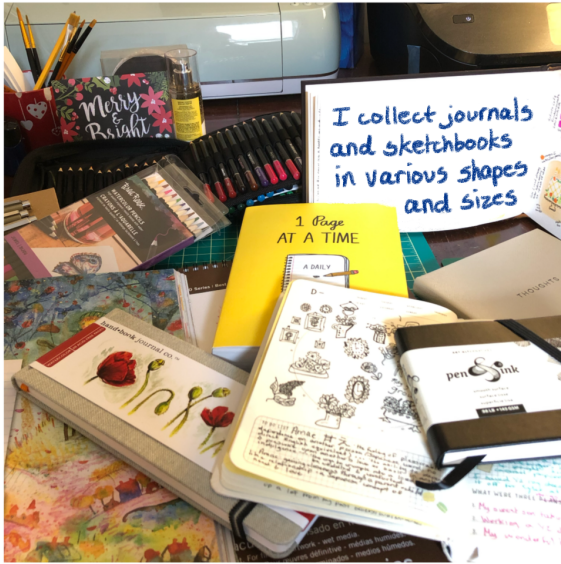
creatures scuffling



Try drawing a SOUND... or  
SMELL... or a FEELING... What  
would those look like? Use  
the shapes below to play!



Perhaps you already are a collector!  
Take a look at home, what do you  
have in abundance?



---

---

---

---

---

---

---

---

Think about what would be helpful in  
documenting and/or storing your collection.  
Some ideas:



There are also lots of materials in  
this kit to help! Keep reading  
for more inspiration!



We humans are social creatures,  
meaning art is more fun when we-

## SHARE IT WITH OTHERS

How would you like to share your art?

---

---


---

---






# Some other ideas...



create a tiny gallery for your art!



# Questions to spark

## Curiosity

LOOK

side-ways

upside down

What's my favourite part?

STUDY

with 1 eye

What feelings are coming up?

TOUCH

texture

What am I reminded of?

LISTEN

quiet or loud?

What is mysterious?

TASTE

sweet? salty?

Is there a story?



Join me @madeonbright for more art!



